

100 Facts about
Whites and Blacks
(but one lie)
REVISITED

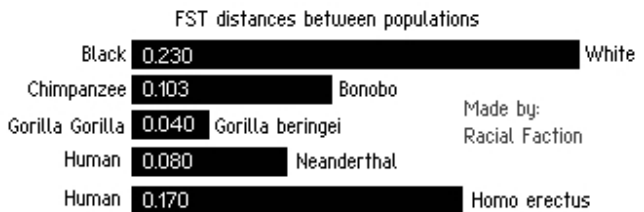
Contents

1. Biological Validity of Race	3
2. Race Mixing	5
3. Anthropology	10
4. Intelligence	12
5. Brain differences	19
6. Behavior and development	21
7. Crime	24
8. Social success	28
9. Miscellaneous	33
10. Sources	45

NOTE: Here I present you with a list of facts and I cleverly hid one single lie. A lie that is so odious, such an insult to logic and reason, that if left unrefuted has the potential to cause immense and unrepairable damage. Although, and I completely understand, this essay will probably be found offensive by many, I can honestly state that my motivations are out of love and concern for mankind and not out of hatred or 'racism'. The idea of superiority or inferiority of a race of people is so unscientific and so irrational to me that I shame anyone that reads this article and comes to such a conclusion. I had one goal for this essay: to spread objective information on race and the disastrous effects that egalitarianism can potentially have on our society. I am firmly against violence or hatred based solely on a person's race and consider any such actions a crime against humanity. I hope this essay enlightens all that read it and, just maybe, you might learn a fact or two!

1. Biological Validity of Race

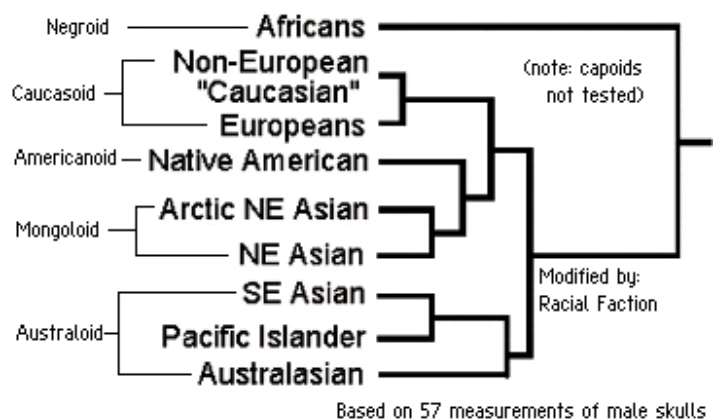
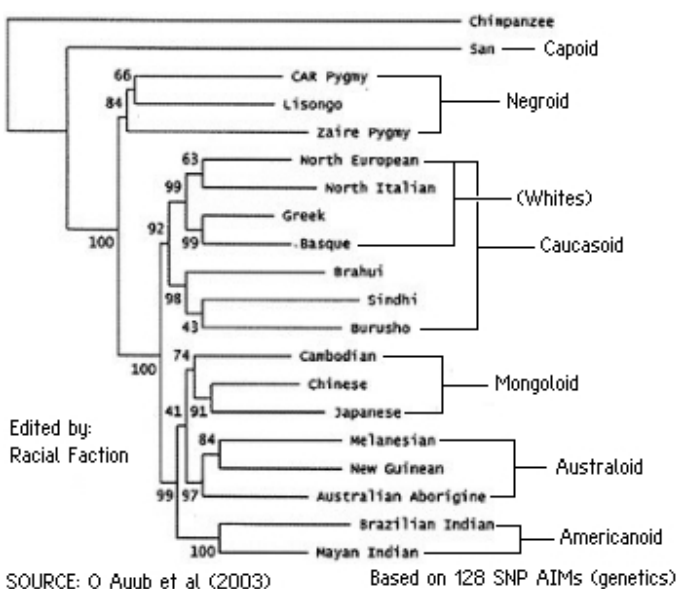
FACT 1: "The differences in morphology (cranial and facial features) between human races are typically around ten times the corresponding differences between the sexes within a given race, larger even than the comparable differences taxonomists use to distinguish the two chimpanzee species from each other. To the best of our knowledge, human racial differences exceed those for any other non-domesticated species. One must look to the breeds of dogs to find a comparable degree of within-species differences in morphology."^[1]



FACT 2: Fixation index, or FST, is a way to measure genetic distance between populations. The FST between Whites (British) and Blacks (Bantu) is 0.23.^[2] The FST between the common chimpanzee (*Pan troglodytes*) and the bonobo (*Pan paniscus*) is 0.103^[3] which is half the White-Black difference despite the two being classified as separate species. The FST between two gorilla species, *Gorilla gorilla* and *Gorilla beringei* is 0.04^{[4][5]} or 1/6 the difference between Blacks and Whites. The FST between humans and Neanderthals is less than 0.08^{[6][7]}^[8] or about 1/3 the Black-White difference. The FST between humans and homo erectus is 0.17^[9] which is 3/4 the Black-White distance. Thus Whites and Blacks are more genetically distant than two different chimpanzee species, two different gorilla species, humans vs Neanderthals, and humans vs homo erectus. If one is consistent and objective with taxonomic classification systems even in regards to human populations, Blacks and Whites could (and arguably should) be classified into separate species and at the very least into different subspecies.

FACT 3: The average F_{ST} between different dog breeds is 0.154^[10] which is nearly identical to the average F_{ST} between human populations at 0.155.^[11] Although wolves (*Canis lupus*) and dogs (*Canis lupus familiaris*) are a different species (*lupus*) than coyotes (*Canis latrans*), "there is less mt-DNA difference between dogs, wolves, and coyotes than there is between the various ethnic groups of human beings."^[12] Dr. Stanley Coren, professor of psychology at the University of British Columbia, argues that "Different breeds [of dog] obviously have different types of instinctive intelligence."^[13] So why couldn't different human populations as well, if genetic distances between human races are just as significant as genetic differences between dog breeds?

FACT 4: Whether measured through genetics^{[14][15][16]} or physical traits^[17] the major racial divisions of mankind are always separated into distinct clusters or groups with extreme accuracy and these divisions generally always correspond to the standard major racial divisions of mankind.



2. Race Mixing

FACT 5: A massively well funded study of over 100,000 schoolchildren found that "Adolescents who identify themselves as mixed race are at higher health and behavior risk than those of 1 race." Indeed, even when controlling for education, socioeconomic status, and other factors, there is an across-the-board higher rate of health risks amongst mixed race adolescents than mono-racial adolescents.^[18] One study found that White-Asian mixes had a 2x higher rate of being "diagnosed with a psychological disorder, such as anxiety, depression or substance abuse."^[171] A study on Black-White mixes in agreement found that "When it comes to engaging in risky/anti-social adolescent behavior, however, mixed race adolescents are stark outliers compared to both blacks and whites." This holds true despite being raised in similar environments to mono-racial children.^[180]

FACT 6: Often times egalitarians will bring up Haldane's rule, arguing that since races can mix and create fertile offspring, the genetic distance is not too great. Haldane's rule is "when in the offspring of two different animal races one sex is absent, rare, or sterile, that sex is the heterogametic [XY] sex."^[19] Indeed, although Black-White mixes are not sterile and males are not absent, males (the heterogametic sex) are more rare than females.^[20] The argument regarding Haldane's rule is also meaningless because different species in the animal kingdom can breed and still produce fertile offspring. The wolf (*Canis lupus*) and the dog (*Canis lupus familiaris*), the coyote (*Canis latrans*), and the common jackal (*Canis aureus*) are separate species yet can all interbreed and produce fertile offspring.^[65] Two species of orangutan (*Pongo abellii* from Sumatra and *Pongo pygmaeus* from Borneo) can interbreed despite having different chromosomal numbers.^[66] The common chimpanzee (*Pan troglodytes*) and the bonobo (*Pan paniscus*) and many

species of birds, such as the pintail (*Anas acuta*) and the mallard (*Anas platyrhynchos*), can interbreed as well.^{[67][68]} The gibbon and the siamang can also interbreed to produce a hybrid^{[159][160]} and some species that aren't in the same genus can interbreed.^[161]

FACT 7: Black Americans are a hybrid race of around 22% White ancestry^[21] which is the cause of multiple negative health effects due to genetic incompatibility. Indeed, consistent with Haldane's rule, unmixed Blacks from Africa and White Americans do not have the same rate of birth problems that hybrid American Blacks have: "In 2005, the mortality rate for black infants was 4.4 times higher than that of white infants... African women who come to the United States and have babies experience the same low rate of infant deaths as white American mothers."^[22] "Indiscriminate interbreeding between distinct forms, whether 'species' or markedly different races, is not generally beneficial. The defect may show in a change in the sex-ratio of the offspring, probably caused by the early abortion of members of one sex, generally the male in the case of mammals."^[24]

FACT 8: LTA4H, or "leukotriene A4 hydrolase" is found on chromosome 17. An allele of this gene increases the risk of heart attack (the #1 cause of death in America) in Blacks by more than 250%, but only 16% in Whites. The 30% of Whites with this allele have counteracting genes, while the 6% of Black Americans who obtained it through race mixing do not.^[23]

FACT 9: The average rate of success for mixed race couples is around half that of same race couples, 0.127 compared to 0.213.^[25] There is evidence that the more similar the two people are, the happier their marriage tends to be.^[26] A study in Iceland showed that 3rd cousin marriages are the most fertile and successful^[27] suggesting that mating within one's ethnic/racial group would be more beneficial than outside of one's ethnic/racial group.

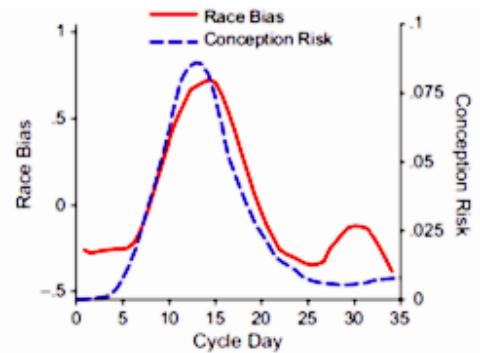
One study showed that people tend to find their own face when morphed into the opposite sex most attractive, even when he/she doesn't know it's his own face^[178] strongly suggesting that people typically prefer those who look like themselves, in other words their own racial/ethnic group. Hybrid vigor (heterosis) does not seem to apply to humans as we are already very heterozygous, at 0.776^[176] compared to dogs for example at 0.401.^[177]

FACT 10: Although some argue that race mixing "averages out" traits and since average faces are considered more attractive^[28] then mixed race offspring are more attractive. However this is fallacious as it assumes we are designed for perfect symmetry, when in fact the magnitude of asymmetry is the correct measurement and this random component fluctuates, also called "fluctuating asymmetry" - so more honestly a lower level of asymmetry correlates with increased attractiveness, not symmetry.^[29] But does increased heterozygosity cause lower asymmetry? A meta analysis of 118 datasets in 14 studies showed a very weak inverse correlation between the two, showing that increased heterozygosity has no beneficial effect on symmetry or asymmetry^[30]. One study on the craniofacial morphology in White-Amerindian mixed race individuals found that over half of the 52 shape variables deviated from the mathematical average^[181] completely shattering the above argument.

FACT 11: The neurotransmitter oxytocin "makes people more co-operative, benevolent, loyal, generous and trusting of others. It is involved in the parent-child bond - new mothers and fathers have raised levels of oxytocin. Production also increases when people hug and when they have sex and, recent research suggests, when they receive psychological warmth." However, oxytocin has been alleged to "foster racism."^[217] The study found that "intergroup bias that fuels prejudice, xenophobia, and intergroup violence... may be modulated by brain oxytocin."^[218] This suggests that the

instinctual desire to pursue the interests of one's own ethnic group to further ensure the existence of one's people is linked to racial bias, coinciding with the observation that diversity is a weakness, not a strength.

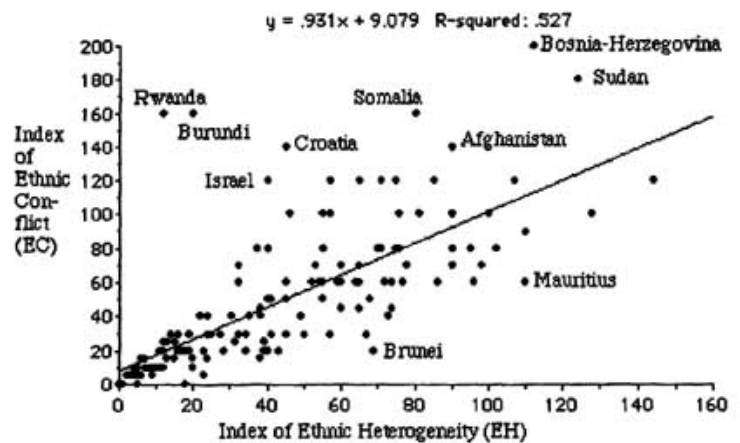
FACT 12: One study found that during the menstrual cycle when women have a higher likelihood of conception, racial bias is increased, especially when the likelihood of sexual intercourse was increased; "increased conception risk was positively associated with several measures of race bias. This association was particularly strong when perceived vulnerability to sexual coercion was high."^[220] Although egalitarians suggest that only a racist would consider race when it comes to reproduction and mate choice, this study observed a general, innate tendency to prefer one's own race especially when most likely to be impregnated.



FACT 13: A study on Internet dating found that more attractive White women are 7x more likely to prefer to exclude Blacks from dating preferences than less attractive White women. It also found that White men and women who have college degrees are also more likely to stay within their own racial group for dating preferences.^[221] The same discrepancy and opposition to mixture with Asians does not seem to exist as strongly, possibly due to their high IQ and lack of primitive traits.

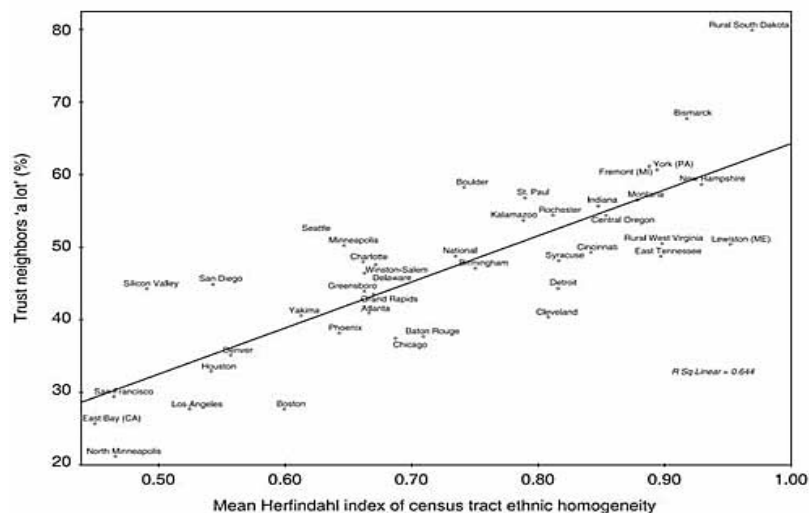
FACT 14: And even at the community level as opposed to the individual level, racial diversity proves to strongly correlate with negative social effects. A lavishly funded study of over 30,000 participants by Robert D Putnam of Harvard University^[31] showed that racial diversity in a community corresponds to:

- Less confidence in local government, leaders, and news
- Less political efficacy/confidence
- Less likelihood to vote
- More protests and social reform
- Less expectation of cooperation in dilemmas (= less confidence in community cohesiveness)
- Less contributions to the community
- Less close friends
- Less giving to charity and volunteering
- Lower perceived happiness
- Lower perceived quality of life
- More time indoors watching TV
- More dependence on TV for entertainment
- Lowered trust in the community
- Lowered altruism
- More ethnic-based cohesion (aka, more "Racism")



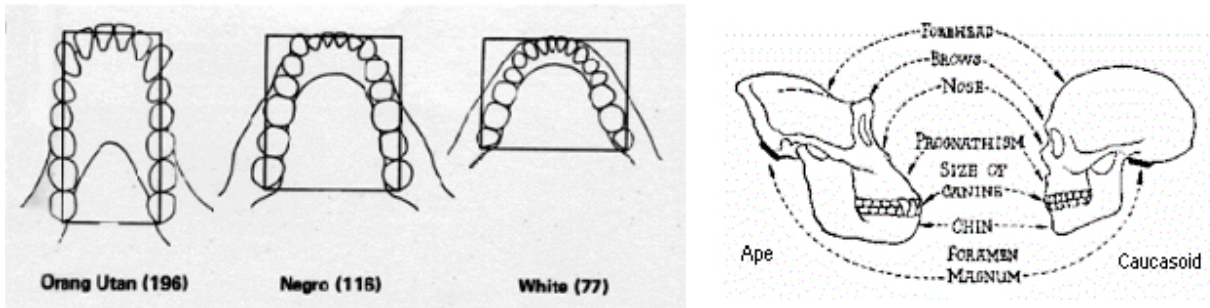
There is little to no justification for different races to share the same living spaces, and ethnic/racial conflict over living spaces has been the major cause of war and hostility in all of human history.

Figure 4. Racial Homogeneity and Trust of Neighbours.



3. Anthropology

FACT 15: The Negroid race has an across-the-board higher rate of primitive traits compared to Whites. Blacks have more robust cranial bones, simpler cranial sutures, a higher rate of unclosed sutures, a lower cephalic index, a



higher rate of saggital keel, more post-orbital constriction, a more sloped forehead, more rectangular eye sockets, a wider nasal index, less nasal prominence, a higher rate of joined nasal bones, a higher rate of sub-nasal prognathism, a lower facial angle, the presence of the "Simian shelf", a more rectangular palate, larger and wider-apart teeth, less spinal curvature, shorter spinal length, a lower sacral index, and longer arms and legs. One can undeniably attribute the vast majority of these traits more strongly to chimpanzees, gorillas, homo erectus, and archaic homo sapiens compared to modern anatomical humans, hence justifying the label "Primitive."^[32]

FACT 16: Blacks have smaller skulls than Whites^[33] and a lower brain capacity^[34]. The long, narrow skull of Blacks is superior at dissipating heat and the more spherical skulls of Whites better retains heat^[35] which is explainable by the fact that Blacks evolved in a hot climate (Africa) and Whites evolved in a cold climate (Europe).

FACT 17: Prognathism, the absence of "Facial flatness", is significantly higher in Blacks than Whites^[36] and even higher in apes. The facial angle for Whites

is 82°, 70° for Blacks as well as homo habilis and homo erectus, and 60° for gorillas.^[24] Prognathism is associated with a sloping forehead, which corresponds to a smaller frontal lobe, which is the part of the brain responsible for abstract and conceptual thinking.^[37]

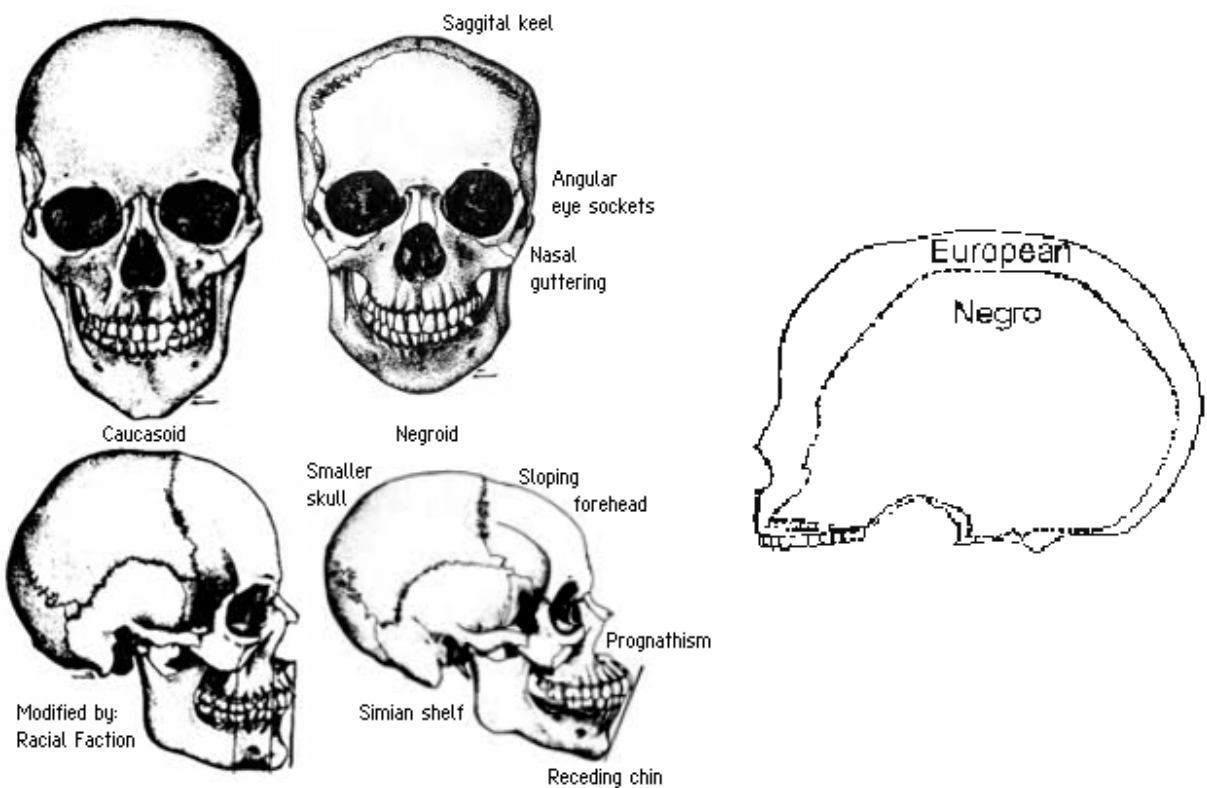
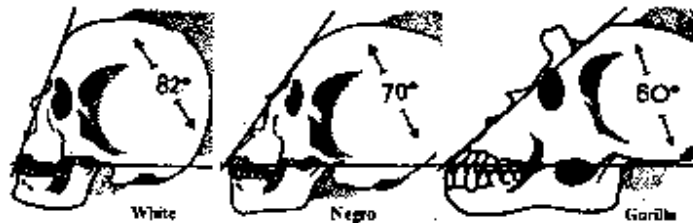
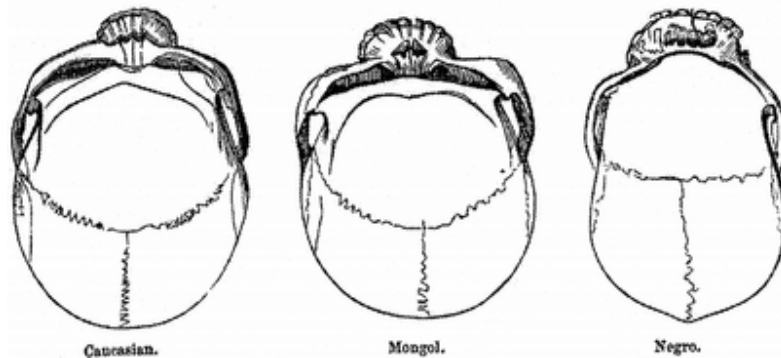


FIG. 336.549

FIG. 337.550

FIG. 338.551



4. Intelligence

FACT 18: "Despite some popular assertions, a single factor for intelligence, called g [or "general intelligence"], can be measured with IQ tests and does predict success in life"^[38] A public statement signed by 52 internationally known scholars, all professors or experts in intelligence and allied fields, claimed that "Intelligence is a very general mental capability that, among other things, involves the ability to reason, plan, solve problems, think abstractly, comprehend complex ideas, learn quickly and learn from experience ... Intelligence, so defined, can be measured, and intelligence tests measure it well. They are among the most accurate (in technical terms, reliable and valid) of all psychological tests and assessments."^[39]

FACT 19: The landmark book "The Bell Curve" compared intelligence, education, socioeconomic status, and a variety of other factors to see how positively they correlate with social success.^[40] None of the factors correlated as highly as IQ did (positively or negatively) in regards to job success, income, welfare dependency, illegitimacy, and crime.^[41] Higher IQ correlates well, often as the best predictor, with job performance (>.90)^{[42][43]}, wealth^[40], income^{[44][45]}, economic growth^[46], livability in a US state (.80)^{[47][48]}, cooperation^[46], life expectancy (.85) and infant mortality (-.84)^{[40][49][50]}.

FACT 20: High national IQ corresponds strongly to a high average living standard at 0.73.^[51] If Blacks indeed have a lower IQ than Whites, one could easily make the argument that sharing living spaces lowers the quality of life for Whites yet raises it for Blacks.

FACT 21: 30 years of research on race differences in cognitive ability, based on multiple categories of evidence and dozens of research studies with thousands of research subjects, all converge and agree upon the indisputable fact that Whites and Blacks have different average levels of general intelligence. This remains true despite controls for poverty, health, education, and many other possible factors. The average White IQ is roughly 100 while the average Black IQ is roughly 85. This gap has been demonstrated repeatedly by every race and intelligence study ever conducted in every state, county, and school board and the same White-Black ratio has remained relatively constant since testing first started decades ago to the present.^{[52][206]} The evidence is so overwhelming that psychologists do not even attempt to argue that the massive gap does not exist, the only debate on the subject is what the exact cause is.

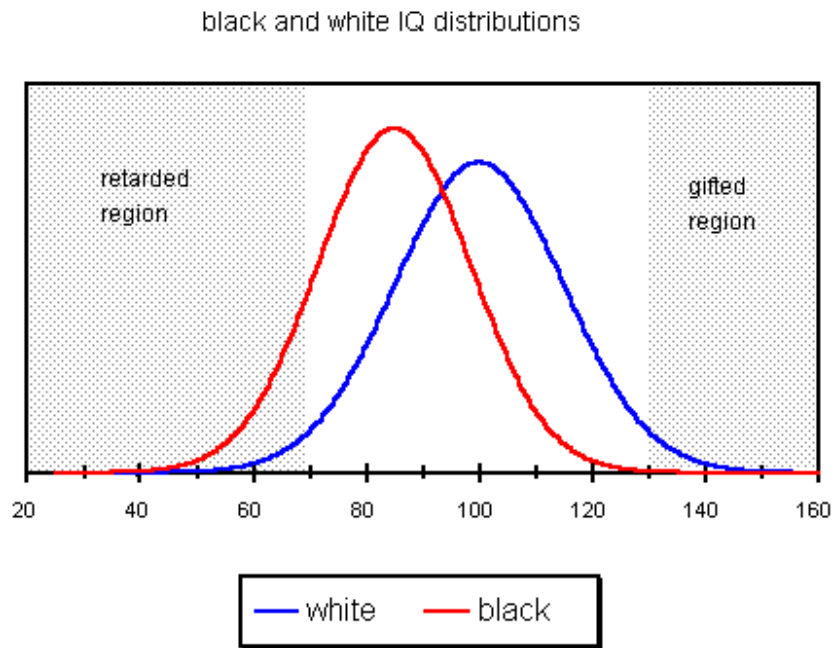


Figure 1. Normalized IQ distributions for blacks and whites. The white distribution peaks at 100, the black at 85. The black distribution is narrower than the white, with standard deviations of 13.5 and 15 IQ points, respectively.

FACT 22: The Minnesota Trans-racial Adoption Study tested the IQs of Whites, Blacks, and Mulattoes (half White and half Black) that were adopted

into White upper-middle class homes. The study tested the adopted children's IQs at the age of 7 and there was a 10 year follow up when they were 17. The study is important because despite the fact that some of the Mulatto children considered themselves fully Black and that society considered them fully Black, they scored in between the White and Black children; 109 for adopted Whites, 99 for adopted mulattoes, and 89 for adopted Blacks.^[53] This shows that despite having the same environment (adoption into upper-middle class White families) the higher the White ancestry of self- and socially-perceived Blacks, the higher the IQ. This study completely shatters the notion that "Racism" or "Black culture" is the cause of the IQ gap as these same social constructions would effect the Mulatto children (who considered themselves fully Black) as well as the Black children.

FACT 23: There is a significant correlation between skin color and White ancestry in African-Americans (0.44)^[182] and despite both being considered Blacks by society (one-drop rule) lighter skinned Blacks score consistently higher on IQ tests than darker skinned Blacks.^{[183][184]}

FACT 24: The heritability of IQ increases into adulthood, at 42% for ages 4-6, 55% for 6-20, 80% for adult Whites^{[52][54]} and 72% for adult Blacks.^[55] Although some studies have shown a narrowing of the IQ gap between White and Black schoolchildren, this does not transfer into adulthood.^[52]

FACT 25: Despite arguments that poverty in the Black community is the cause of lower intelligence, Blacks from high socioeconomic status homes have a lower average IQ than Whites from low socioeconomic status homes.^[56]

FACT 26: Modern science has found ways to remove cultural bias from

intelligence testing. One example is by using Raven Matrices to measure intelligence.^[57] In a Raven Standard Progressive Matrices test, the subject is tested with patterns and geometric figures which are culture-independent and a computer calculates the score.^[58] These tests correlate significantly (over .50) with IQ^[59] and as expected, despite having no cultural bias, they continue to show the large, measurable, and significant intelligence gap between Whites and Blacks.^{[60][61]} To date, despite claims that IQ tests are biased, not one single intelligence test has ever displayed equal scores for Blacks and Whites; one must either make the test so difficult that nobody can manage to get the questions correct or so easy that everyone obtains a perfect score to show testing equality, yet that would make the test meaningless and invalid.

FACT 27: Trillions of dollars have been spent in attempt to erase this Black-White IQ gap and all have failed.^{[58][62]} In fact, "public schools now spend more per capita on black children than on white." Also, "Contrary to environmentalist predictions, intervention beginning at age three makes no difference to the intellectual development of blacks [into adulthood]."^[63] The famous Milwaukee Project which spent \$14 million in attempt to prove that the IQ gap could be removed with improved environment ended with the principal investigator "convicted and imprisoned for large-scale abuse of federal funding for private gain. Two of his colleagues were also convicted of violations of federal laws in connection with misuse of project funds... However, the project received uncritical acceptance in many college textbooks in psychology and education."^[70] As Albert Einstein famously wrote, "Insanity is doing the same thing over and over again and expecting different results." All of the excuses for Black under-achievement have been refuted^[64] ad nauseam yet egalitarians refuse to budge, persisting that race doesn't exist and that this gap is the fault of White racism.

FACT 28: Egalitarians often suggest that White racism lowers Black self-esteem and causes an inferiority complex. However, "Past research indicates that black adolescents consistently have higher self-esteem than white students. Other research demonstrates that self-esteem has positive effects on academic achievement. However, black students have lower academic achievement than white students while concurrently exhibiting higher self-esteem."^[69] Indeed, even the psychologist Claude Steele who coined the term "Stereotype threat" (anxiety or concern to conform to a negative stereotype) admitted that it does not explain the gap between Whites and Blacks through personal email. One study reports that "research is widely misinterpreted... as showing that eliminating stereotype threat eliminates the African American-White difference in test performance."^[71]

FACT 29: IQ gaps between Whites and Blacks are observable at the age of three, prior to cultural influences or potential effects of racism.^[63] Blacks mature faster than Whites^[72] and the IQ gap reflects this; the gap is 0.7 standard deviation (1 SD is 15 points) at early childhood, 1 SD at middle childhood, and 1.2 SD into early adulthood.^[73]

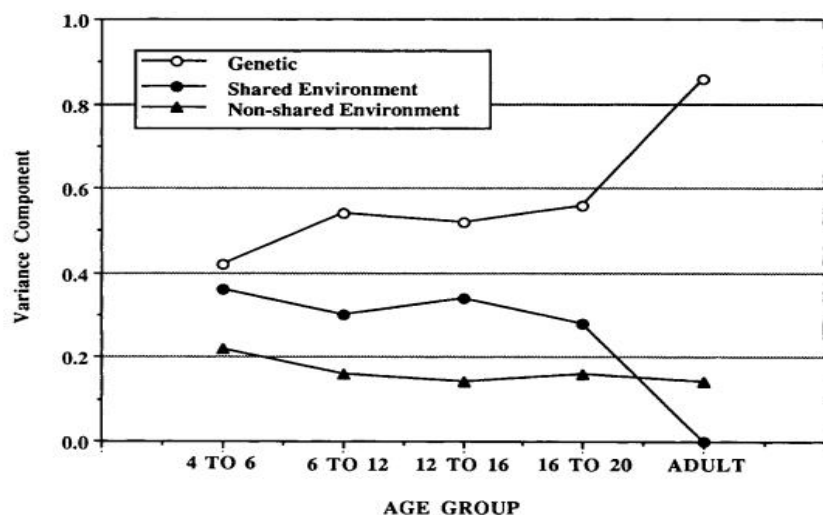


FIGURE 2. IQ variance component estimates derived from published twin IQ correlations given in Figure 1. Estimates are based on the standard assumptions used with the Falconer heritability formula (Plomin et al., 1990).

FACT 30: About 37% of Blacks have an IQ below 80, while only 9% of Whites do. Blacks are 6x as likely to have an IQ of 70 or less as Whites, 12% of Blacks compared to 2% of Whites.^[74] Half of Whites have an IQ over 100 (average) but only 16% of Blacks do. Only 1% of Blacks have an IQ over 120, but 9% of Whites do.

FACT 31: The ASPM gene of Chromosome 1 has been shown to effect brain morphology and defects lead to smaller brains and low IQ.^[75] A new ASPM allele arose in Eurasia and has been suspected at increasing intelligence and has been demonstrated to be absent in Blacks.^{[76][77]}

FACT 32: The MCPH1 gene of Chromosome 8 with alleles known as "microcephalin" partly determine brain size and morphology^[78] and beneficial alleles are common in Eurasians but rare in Blacks. The MCPH1 and ASPM gene correspond with the development of hand-crafts and the development of sophisticated cities^[79] which were common in Eurasian populations but unheard of in sub-Saharan Africa.

FACT 33: The DCDC2 gene of Chromosome 6 effects brain morphology and the ability to read.^[80] One allele results in dyslexia^[81] and "The allele frequency of the A allele rs2274305 of the dyslexia-gene DCDC2 is about 0.28 among Eurasians and 0.99 among Yorubas from Nigeria, about 0.80 among African-Americans."^[80]

FACT 34: The DTNBP1 gene has also been linked to intelligence, specifically the rs:760761, rs:2619522 and rs:2619538 alleles. For rs:760761, 18% of Whites carry the T allele, which takes off 8 IQ points, compared to 37% of Blacks. For rs:2619522 carrying the G allele takes off 7 points, and is found in 18% of Whites and 35-36% of Blacks. The rs:2619538 T allele increases

IQ by 6.5 points and 61 % of Europeans carry it vs 67% of Blacks. ^{[82][83]}

	# studies	# countries	# studies	# countries	# studies	# countries	sample	
East Asian	59	5	42	7	101	12	128,322	105
European	93	36	6	6	112	42	175,950	99
----N America								100
----NC & E Europe								99
----Spain & Portugal								97
----SE Europe								92
Arctic			15	2	15	2	2,690	91
Southeast Asian	11	6	7	3	18	9	13,433	87
Pacific Islander					29	10	7,729	
----Maori			15	1				90
----Non-Maori	14	9						85
Amerindian	11	5	21	2	63	7	37,304	86
West/South Asian	37	15	61	9	98	24	65,855	84
----Near East								89
----India								82
Sub-Saharan African					155	28	387,286	
----Africa	57	18						67
----Non-Western	14	6	2	1				71
----Western			54	3				85
----Khoisan			3	1				54
Australoid	24	1	5	1	29	2	4,785	62
World					620	100	813,778	90
Population	Majority		Minority		Total		IQ	

5. Brain differences

FACT 35: In a combination of 19 studies on Black and White brain sizes, every single one shows Whites with a significantly larger brain size than Blacks. The calculated average White brain is 1398g and 1438cc while the average Black brain is 1275g and 1343cc - 91% and 93% of the average White brain.^[84] The heritability of brain size is extremely strong at 0.90^[55] and not one study to date has shown larger brain size for Blacks, nor has any study shown anywhere close to equal brain size or structure for Blacks and Whites.

FACT 36: The White brain has a high degree of fissuring (higher complexity) and the Black brain has a lower degree of fissuring (lower complexity) in the cerebral cortex of their brains, where abstract and conceptual thought is performed.^{[72][24][85][86][87]}

FACT 37: "The supragranular layers in the dog are one-half the thickness of those in the ape, and the thickness of the ape's only three-fourths the thickness in man."^[88] The supra-granular layer is 15% thinner in Blacks than in Whites.^{[89][90][91]}

FACT 38: "The grey substance of the brain of a Negro is of a darker color than that of the European, that the whole brain is of a smokey tint, and that the pia mater [the innermost membrane covering the brain] contains brown spots, which are never found in the brain of a European."^[33]

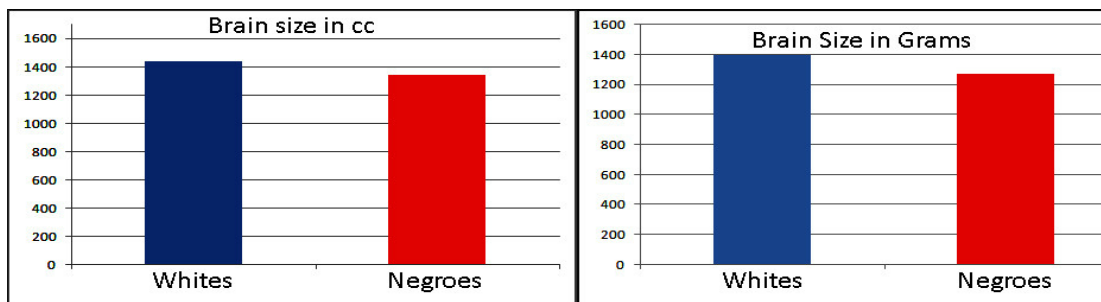
FACT 39: The front of the Black brain is less developed and the back more developed compared to that of Whites^{[72][86][63]} which corresponds to the sloping forehead of Blacks. The frontal lobe (front of the brain) is involved in

higher mental functions such as "personality expression and the planning of complex cognitive behaviors"^[92] which corresponds to the lower IQ and higher crime rates (impulsivity) of Blacks.

FACT 40: Blacks have much lower slow-wave brain activity during sleep than Whites^[93] and due to brain morphology differences between Whites and Blacks, Blacks absorb 30% more nicotine than Whites per cigarette; it takes longer for Blacks to rid their bodies of the drug.^[94] Indeed, "Numerous studies have demonstrated significant racial differences in the metabolism of tobacco-related products."^[95]

FACT 41: White women generally have wider hips purportedly due to the larger brain size of White babies compared to Black babies, and this is also a suggested contribution to the better sprinting performance of Blacks compared to Whites^[72] along with the fact that Blacks have a higher proportion of fast-twitch muscle fibers^[96] causing their complete domination in Olympic sprinting events.

FACT 42: Although amongst all animal species brain size and intelligence are largely unrelated due to the extreme diversity in brain size, the correlation between brain size and general intelligence or abstract reasoning among 25 primate species is strong, the "correlation between raw brain weight and general mental ability is 0.7653."^[97] Correlations between human brain size and intelligence have been well established^{[98][99]} and one specialist claims he can "predict full-scale IQ from the amount of gray matter in a small number of areas."^[100]



6. Behavior and Development

FACT 43: The ability to think ahead and prepare for the future is inversely correlated with impulsiveness.^[63] Among Whites and Blacks earning more than \$50 thousand per year, Blacks saved less than half the average amount that Whites saved.^[101] Instant gratification is normally considered an infantile, immature, or primitive trait. In Africa Whites taught Blacks how to farm effectively and they increased their production by 10x; but when they returned 2 years later, the Blacks already reverted to their previous behavior.
[102]

FACT 44: Impulsiveness is also correlated with drug abuse and crime, where Blacks consistently outperform Whites (see next section). In one experiment, Black and White children were offered a small candy bar immediately or a larger one later: most of the Blacks chose the small one and most of the Whites chose the larger one. The author wrote "Negroes are impulsive, indulge themselves, settle for next to nothing if they can get it right away, do not work or wait for bigger things in the future."^[103] According to one author, Blacks "hold labor as an evil inferior only to death... There is abundant evidence to show that the Negro will not work without a considerable amount of persuasion."^[33]

FACT 45: There were few if any evolutionary selective pressures for future preparation in Africa while Europeans who did not plan ahead for the cold, hard winter would have starved to death and not have passed on their genes. This process slowly weeded out, through countless generations, the inability to properly plan ahead in White populations. "In tropical environments [such as sub-Saharan Africa] where food is available all year round, hunter-gatherers rarely store food even overnight."^[104]

FACT 46: Blacks are significantly more sexually active than Whites^[72] and their sex drive is about 37% greater.^[105] 46% of Black males reported having at least 15 sexual partners, more than any other race.^[106] In 2009, Black women aged 10-19 had a 6x higher birth rate than White women of the same age and illegitimate births were 2.5x higher for Blacks than Whites.^[108]

FACT 47: Roughly half of all HIV/AIDS cases are amongst Blacks, despite being only 13% of the US population.^[107] The Black chlamydia rate is 8x the White rate, the gonorrhea rate 18x, and congenital syphilis 15x. 40% of Black adults have genital herpes compared to 14% of Whites, and nearly half of black girls aged 14-19 have at least one STD, compared to 20% for white girls.^[109]

FACT 48: The tendency of sexual promiscuity has been common in Africa for thousands of years while monogamy was religiously practiced in Europe. The hormone-driven feeling of falling in love is an adaptive trait that induces pair bonding and reduces the attractiveness of others.^[110] "The largest relative brain sizes among primate species are associated with monogamous mating systems."^[111] Sexual promiscuity is universal in African populations^[112] suggesting that this behavior is biologically based.

FACT 49: Altruism, the desire to help other people, including strangers, appears to be genetic^[113] and Whites seem to be the most altruistic based on donations of money, blood, and organs. Indeed, "White Altruism" is commonly discussed as the White race's greatest weakness (or strength) by racially-conscious Whites.^[114] People with a specific allele of the AVPR1a gene are more altruistic, although racial differences have not been studied.^[116] One study found evidence that Blacks have more in-group empathy than Whites, stating that "African-Americans showed greater empathy for

African-Americans facing adversity - in this case for victims of Hurricane Katrina - than Caucasians demonstrated for Caucasian-Americans in pain."^[166]

FACT 50: The PER2 gene on Chromosome 2 "is a key component of the mammalian circadian clock machinery... [a] high and significant difference in the geographic distribution of PER2 polymorphisms was observed between Africans and non-Africans."^[115]

FACT 51: The MAOA-L gene has been linked to aggression, antisocial behavior, impulsivity, impaired impulse control, gang membership, and other negative behavioral traits.^[119] The 3-repeat allele has been shown to cause increased aggression in humans, and 59% of Blacks have this allele compared to 34% of Whites.^[117] 13.5% of Blacks have the extreme aggression 2-repeat allele as opposed to 1% of Whites.^[118] MAOA-L has been dubbed the "Warrior gene" and a growing body of evidence has linked it to strong evolutionary selective pressures.^[185]

7. Crime

FACT 52: Blacks are 7x more likely than non-Blacks to commit murder, 8x more likely to commit robbery, 3x as likely to use a gun and 2x as likely to use a knife in violent crimes.^[120]

FACT 53: The single best predictor of the violent crime levels in an area is the percent of Black or Hispanics, even more than income or education. The correlation between race and crime is 0.81, which is statistically "very strong"; the correlation between poverty and crime is only 0.36, which is statistically "weak".^[120]

FACT 54: Of all the violent interracial crimes each year between Blacks and Whites, Blacks commit 85% and Whites commit 15% despite Whites being 70% of the population and Blacks only 13%. Blacks commit more violent crime against Whites than against Blacks; 45% of their victims are White, 43% are Black, 10% are Hispanic. Only 3% of violent crimes committed by Whites are against Blacks.^[120]

FACT 55: Blacks are 39x more likely to commit a violent crime against Whites than vice versa, 136x more likely to commit robbery, and 2.25x more likely to commit officially-designated hate crimes against Whites.^[120] This last statistic is most likely an under-exaggeration as White-on-Black crime is more likely to be considered a hate crime than vice versa due to media bias.^[186]

FACT 56: Whites make up almost 70% of the US yet only 10% of youth gang members; Blacks are 15x more likely to be in youth gangs than Whites.^[120]

FACT 57: Over 30,000 Black-on-White rapes are committed annually, yet less than 10 (a statistical zero) White-on-Black rapes are committed annually.^[120]

FACT 58: Blacks are 7x more likely to be in prison than Whites.^[120] "By 2000, roughly one in 10 black men will be in prison... because many states bar felons from voting, at least one in seven black men will have lost the right to vote."^[121]

FACT 59: In New York City, "blacks committed 66 percent of all violent crimes in the first half of 2009 (though they were only 55 percent of all stops and only 23 percent of the city's population). Blacks committed 80 percent of all shootings in the first half of 2009. Together, blacks and Hispanics committed 98 percent of all shootings. Blacks committed nearly 70 percent of all robberies. Whites, by contrast, committed 5 percent of all violent crimes in the first half of 2009, though they are 35 percent of the city's population (and were 10 percent of all stops). They committed 1.8 percent of all shootings and less than 5 percent of all robberies. The face of violent crime in New York, in other words, like in every other large American city, is almost exclusively black and brown. Any given violent crime is 13 times more likely to be committed by a black than by a white perpetrator."^[122]

FACT 60: Despite Blacks being 13% of the population and Whites being around 70%, Black-on-White crime is more prevalent than White-on-Black for violent crime (completed and attempted), rape and sexual assault, robbery (completed and attempted, with and without injury), and assault (aggravated and simple).^[123] Somehow the general consensus is that White racism in America is a bigger problem than Black racism, yet the crime statistics certainly do not support this assertion.

FACT 61: Although some argue that the criminal system is biased against

Blacks, this does not seem the case. When controlled for criminal background, Black felons actually have a 2% lower likelihood of going to prison compared to White felons, and the sentencing length of felony defendants is only 6% higher than Whites.^[120] One study found a positive association with physical unattractiveness and juror penalty, which may have an effect unrelated to racial bias on the 6% higher sentencing length for Blacks.^[124]

FACT 62: This high rate of Black violence is consistent throughout the world, even in countries without the American history of Black slavery such as Great Britain, France, and Canada. Blacks are 2% of the British population yet 1/3 of all shooting victims: "gun crime is not unique to the black community, but... the black community is over-represented to a frightening degree."^[125] The MMPI (Minnesota Multiphasic Personality Inventory) is used to measure psychopathology and Blacks and American Indians have the highest psychopathic scores of any racial/ethnic group in America.^{[128][129]} Statistics show that just like Blacks, Amerindians also have very high crime rates^[126] consistent with their high MMPI scores.

FACT 63: Although Black-majority countries rarely have accurate crime rate data, INTERPOL crime rates for Black populations are estimated at 3.5x the White rate for murder, rape, and serious assault.^[72] Other statistics suggest that murder rates for the Caribbean and South/West Africa are roughly 15x the rate of West/Central Europe and 4x the rate of North America (for all races).^[127]

FACT 64: Black crime is not only more prevalent, but more savage, brutal, and impulsive and more often involves multiple attackers.^{[130][63]} During natural disasters and the collapse of society, Whites tend to come together and help each other while Blacks usually see it as an opportunity to rape and

loot.^{[131][132]} Horrific White criminals generally have severe mental problems, yet most Blacks who commit such crimes are considered ordinary and even sometimes converge with friends in the spur of the moment to join with them.^[133]

Fig. 14. Violent crime rate and percentage of population black and Hispanic for 50 states and DC

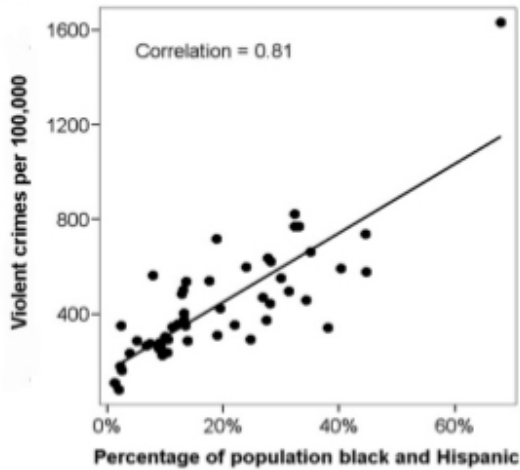
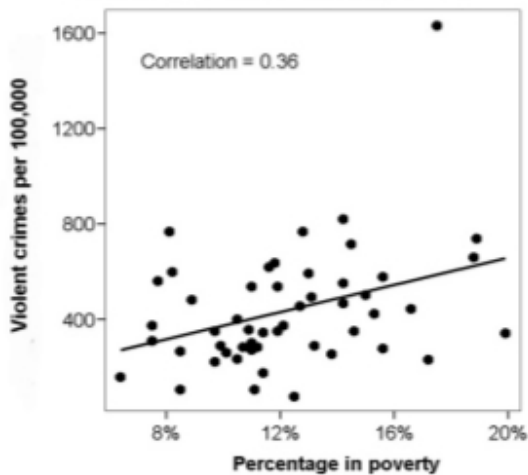
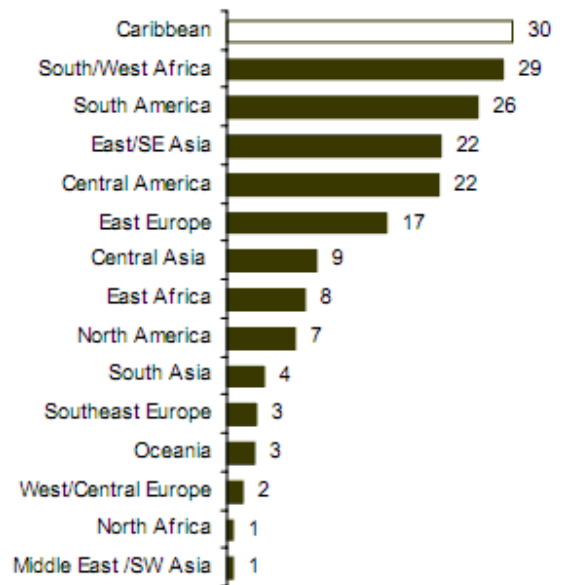


Fig. 15. Violent crime rate and percentage of population in poverty



Murder Rates by Region of the World per 100,000 population



8. Social Success

FACT 65: "It will be seen that when we classify mankind by colour the only one of the primary races, given by this classification, which has not made a creative contribution to any one of our twenty-one civilizations is the Black race."^[134] The Negro race, prior to intervention by other races, never progressed past the stone age. The Negroid race failed to ever create or invent on its own a written language, weaved cloth, a calendar, a plow, a road, a bridge, a railway, a ship, a system of measurement, or even the wheel.^{[24][64][135]}

FACT 66: The foundation of civilization: agriculture and domestication, was never achieved by Blacks prior to intervention from outsiders.^{[64][135][24]} This is related to the observed and reported Black tendency of instant gratification as one must care for an animal until it has time to reproduce, which requires resistance of the innate desire to immediately consume the animal as food. This long term planning was never required for survival in Africa as opposed to Europe, and has been shown to not be characteristic of Blacks outside of Africa.

FACT 67: The tendency of the Black race to corrupt or destroy what prior civilizations have put in place has been consistently noted in the past and present. Despite three American attempts to "Establish democracy" in the all-Black Haitian "republic" the country has retained the status of the poorest, most corrupt nation in the Western Hemisphere for over a century.^[136] Detroit has become the "Most Dangerous City in America" largely as a result of the city going from majority White to majority Black.^[137]

FACT 68: Although Blacks have never obtained a Nobel prize in the arts or

sciences, there have been a few Blacks who have obtained the Nobel Peace prize. However, it seems that Affirmative Action also plays a role in this; Obama obtained his award for 'noble intentions', or in other words, not actually having done anything. "In awarding President Obama the Nobel Peace Prize, the Norwegian committee is honouring his intentions more than his achievements."^[210] Martin Luther King was awarded a Nobel Peace prize despite having numerous character flaws and questionable intentions.^[211] Nelson Mandela also won a Nobel Peace prize despite being considered a terrorist^[212] that has supported ethnic cleansing and genocide against White South Africans, chanting "Kill the Boer."^[213] (NOTE: Boer refers to White South African farmers)

FACT 69: After South Africa transitioned from White to Black rule - complete with the murder of thousands of Whites^[139] - it has been referred to as the "rape capital of the world"[138] and "a woman is sexually assaulted every 40 seconds."^[145] It has also been described as the murder capital of the world.^[146] Black economist Walter Williams admitted that "ordinary Africans were better off under colonialism."^[147]

FACT 70: Despite South African Apartheid being decried as "Racist," the White-Black income gap in South Africa was shrinking until Blacks came to rule in 1994; the White income grew from 98% higher than Blacks to 118% higher and Black poverty has significantly risen.^[214]

FACT 71: Rhodesia under the rule of Whites was the leading African exporter of grain, yet Zimbabwe (Rhodesia was renamed when Blacks took over) cannot feed even half of its population.^[140] The country faced "starvation and economic collapse"^[141] and their hospital system became "Beyond help"^[142] when the Rhodesian Whites were driven away by Black terrorists. Zimbabwe "has the world's highest inflation and fastest-shrinking peacetime

economy... with the lowest life expectancy anywhere - just 34 for women and 37 for men - and the highest percentage of orphans."^[143] One article stated that the Black Zimbabweans commonly believed that "life had been better under the old, racist, white regime" and one Black argued that "It would have been better if whites had continued to rule... Then we could get jobs. Things were cheaper in stores. Now we have no money, no food."^[165]

FACT 72: Although Liberia was founded by Black Americans who were exposed to Western civilization and order, it has degraded into a particularly "African" style of living; 80% live on less than a dollar a day and it "has been severely affected by decades of poverty and war."^[144] Despite Christianity being a basic driving force of the progression of Western Civilization for hundreds of years, "Even Christianity, of more than three centuries' duration in Congo, has scarcely excited a progressive civilization."^[33]

FACT 73: There is not one example in all of recorded history of Blacks retaining any acceptable standard of Western civilization after a transition from White to Black rule.^[148] "The still largely primitive Africans have not as yet acquired the necessary skill merely to maintain the legacy left by the Whites, let alone to organize further developments."^[149] This objective observation is most likely the basis of the phrase "You can take the Negro out of the jungle but you cant take the jungle out of the Negro."

FACT 74: The "Chronology of Science and Discovery" lists around 1500 of the most important discoveries of mankind, and not one single Black African accomplishment was listed.^[150] Blacks who make significant contributions are usually always mixed race, such as Barack Obama, Fredrick Douglas, WEB Dubois, Booker T Washington, George Washington Carver, Alex Hailey, Thurgood Marshall, Bryant Gumbell, Colin Powell, Carl Rowan, Ed Bradley, Doug Wilder, etc; "Of successful and best known men that the Negro race

has produced, at least thirteen-fourteenths are men of mixed blood."^[91]

FACT 75: No Black has ever won a Nobel prize in any of the arts or sciences and the vast majority of proposed Black inventions are usually insignificant or misrepresented.^{[151][203][204]} Although George Washington Carver did not invent peanut butter (which is a recipe anyway) most Americans know his name; but can most Americans cite the name of the inventor of the cell phone, plastics, the Internet, the computer, or the television? (Hint: none of them were Blacks)

FACT 76: Due to the meager historical accomplishments of Blacks, an entire month has been set aside in the United State to discuss Black history; comically, it is the shortest month of the year (February). Although nearly all American schoolchildren learn about Martin Luther King Jr, very few are aware of his Marxist/Communist affiliations or the prostitutes he bought with SCLC money.^[152] He has an FBI file that is hidden from the public "because its release would destroy his reputation."^[187] In fact, few Americans are aware of the fact that Jewish Americans more than Black Americans contributed to the creation and funding of the integrationist NAACP, "Jews wrote most of the checks that bankrolled the fights of Martin Luther King... Ever since the early years of the NAACP more than fifty years before, with a Jewish president and, a few years later, a black national organizer, leading Jews on the board of directors, and a vocal black membership, blacks and Jews were linked in the fight to end racial discrimination."^[153]

FACT 77: Blacks are over 4x as likely to be food stamp recipients as Whites^[154] and 2.7x as likely to be impoverished.^[155] Although Blacks are 13% of the population and Whites are 70%, 38.3% of AFDC/TANF recipients are Black and 30.5% are White.^[156] Blacks are also over 1/3 of all Taxpayer-Subsidized housing^[157] despite paying the least taxes per capita.

FACT 78: The Human Development index is a composite statistic used to rank countries by their level of human development, or in other words standard of living and/or quality of life. There are 4 categories: Very high, high, medium, and low. There are no African countries with high or very high human development, despite all European countries being of high or very high human development with the sole exception of Moldova.^[222] Famous Black boxer Mohammed Ali famously stated "Thank God, my granddaddy got on that boat!" as the standard of living as a minority in the USA, despite allegations of rampant White prejudice and oppression, is far superior to the standard of living in any African country.

FACT 79: Some small, Black-dominated nations in the Caribbean are relatively well off. However, this is not due to Black ingenuity. Many of them are tropical islands with tourism being the most significant contribution to the economy. This holds true for Barbados and the Bahamas, and much of the infrastructure was created by the former European nations prior to their independence.^{[223][224]}

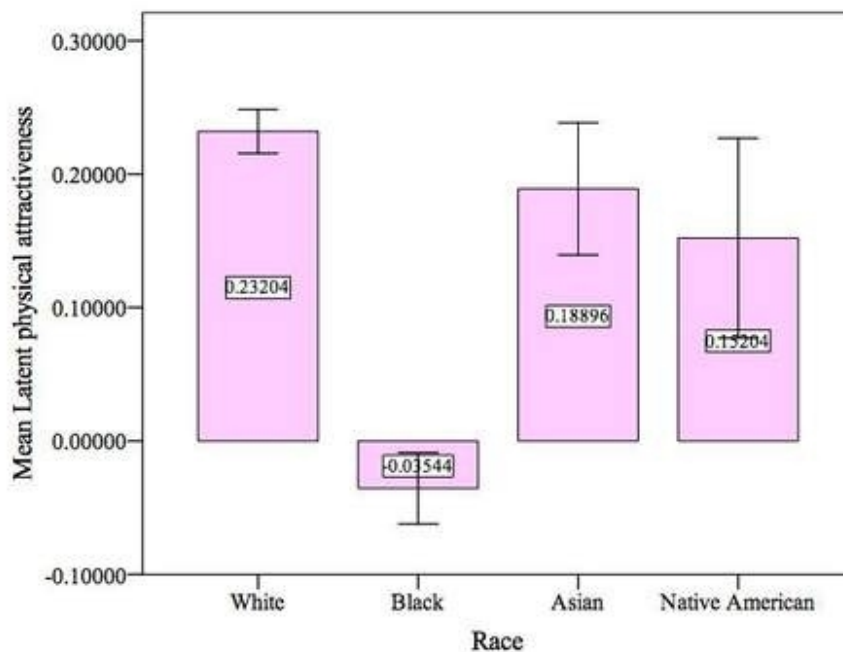
9. Miscellaneous

FACT 80: Blacks are by far the genetically closest group to Chimpanzees. The Nigerian-Chimp genetic distance using Nei's method is 1.334, 72% of the White(German) distance of 1.865; using Cavalli-Sforza's method the Black distance is 0.539, or 79% of the White distance of 0.680.^[158]

FACT 81: Some scientists prior to the domination of leftism and egalitarianism argued that Blacks and Whites should be considered separate species. "The typical negroes of adult age, when tried by this rule, are proved to belong to a different species from the man of Europe or Asia, because the head and face are anatomically constructed more after the fashion of the simiadae [apes] and the brute creation than the Caucasian and Mongolian species of mankind, their mouth and jaws projecting beyond the forehead containing the anterior lobes of the brain."^[162] "there is as good reason for classifying the Negro as a distinct species from Europeans as there is for making an ass a distinct species from the zebra;...there is a far greater difference between the Negro and the European than between the gorilla and chimpanzee."^[33]

FACT 82: Japanese author Satoshi Kanazawa produced a study on the average objective and subjective attractiveness of Whites, Blacks, Asians, and American Indians. Through multiple interviewers over seven years he computed the latent "Physical attractiveness factor" with a standard deviation of 1 and a mean of 0. Through a statistical procedure called factor analysis, his study found that White women had a mean score of 0.23204, Asian women 0.18896, Native American women 0.15204, and Black women -0.03544. In other words, White women were considered the most attractive, followed by Asians and Amerindians; Black women were

undeniably found the least attractive, obtaining the only negative score. The scores for males were all negative, with Whites obtaining a -0.17184, Asians -0.19043, Blacks -0.22846, and Amerindians the lowest score of -0.31006. Interestingly he also measured self-perceived attractiveness, and Black women by far considered themselves the most attractive, consistent with the higher self esteem of Blacks compared to other races.^[163] (NOTE: The original article has been completely removed from the Internet and not archived or cached, most likely due to complaints or hate-mail despite the objective and scientific approach of the author)



FACT 83: Even the Black women that are considered very attractive are usually mixed race. Beyonce (Black, French, Amerindian, Irish), Halle Berry (Mulatto), Meagan Good (Black, Cherokee, and Puerto Rican), Rihanna (Who was bullied in school for being "White"^[164]), Tyra Banks (Green eyes and light skin), Selita Ebanks (Half Cayman/mulatto), Lauren London (Black and Jewish), Rashida Jones (Black, White, and Jewish), Alicia Keys (Black,

Italian, Scottish, and Irish), and Christina Milian (Black and Cuban) are some examples. Although Black Americans are normally around 22% White,^[21] those considered most attractive have demonstrably higher non-Black ancestry than the average.

FACT 84: Although racism is considered the worst thought crime in the history of humanity by many liberals and egalitarians, extensive evidence shows that preference for one's racial or ethnic group is a natural and evolutionary adaptive trait. One study found that "empathy for in-group members is neurally distinct from empathy for humankind" meaning that different cognitive processes are employed compared to empathy for one's own race and other races.^[167] Another discovered that "the pain of in-group models inhibited the onlookers' corticospinal system as if they were feeling the pain... [but] no vicarious mapping of the pain of individuals culturally marked as out-group members on the basis of their skin color was found."^[168] This seems to exist even in youth prior to any possible racist indoctrination, and "new studies have found that by this age - three months - many babies start to prefer faces of people from their own race to those of another race."^[169] This tendency of in-group bias is found in "studies of social assortment, differential heritabilities, the comparison of identical and fraternal twins, blood tests, and family bereavements."^[170]

FACT 85: Avoidance of other races may be an instinctual disease-avoidance mechanism as one is more likely to have antibodies for diseases amongst one's own race compared to others.^{[172][173][174]} One needs to look no further than the disastrous effect of smallpox on American Indian populations brought by Europeans.^[175]

FACT 86: Often times race deniers will argue that since there is more variation inside of races than between them, then race doesn't exist. This is

known as Lewontin's fallacy and is fallacious because it "ignores the fact that most of the information that distinguishes populations is hidden in the correlation structure of the data and not simply in the variation of the individual factors"^[179] Other race deniers argue that human populations have not been separated long enough to be considered different enough, yet one study listed 11 other mammal species with major phylogroups that diverged around the same time the human races did.^[188]

FACT 87: Compared to Blacks. Whites have a longer gestation time and later skeletal development, motor development, dental development, age of first intercourse and pregnancy, and a longer life span. These differences are noted across history, geographic boundaries, and political-economic systems. This is hypothesized as being due to differences in r/K evolutionary strategy, in which Whites invest more time and effort into their child's growth and development while Blacks invest less time and effort into their child's growth and development. Humans are more K-strategy than other primates, and Whites are more K-strategy than Blacks.^[72]

FACT 88: Although the USA was founded upon the ideal of "Equality," despite egalitarian claims this was never intended to apply to Blacks or other non-Whites. Prior to the 14th amendment (which was never constitutionally ratified^[190]) only Whites were citizens of the USA. The first US immigration act, the Naturalization Act of 1790, limited naturalization to "free white persons."^[189] The first militia law entitled only "free able-bodied white male citizen[s]" to be enrolled.^[191] A third act argued that it was unlawful to employ in the military "any person or persons except citizens of the United States, or persons of color, natives of the United States."^[192] Combined these three acts clearly indicate that "citizen" was synonymous with White national, and never intended to include other races. Every single one of the founding fathers was White, Jefferson himself claiming that Blacks "are

inferior to the whites in the endowments both of body and mind."^[193] In fact, when Lincoln (who ardently opposed race mixing) freed the slaves, he had an active policy of sending the freed Blacks back to Africa,^[194] the most important movement in this regards was the American Colonization Society.
[195]

FACT 89: Although some afro-centrists argue that Ethiopian civilization is a prime example of Black ingenuity, this is largely based on misconception. Ethiopians have significant Caucasoid affinities in both genetics^[196] and anthropology,^[197] and a study by prominent anthropologist WW Howells on ancient East African remains found "a general non-African nature for all these skulls." Modern Ethiopia is a third world wasteland and this corresponds to Howells' observation that the racial makeup of Ethiopia "changed through replacement by the expansion of Bantu or other Negroid tribes."^[198]

FACT 90: Just as with East Africa, afro-centrists argue that Nubia is a prime example of Black historical achievement. Although Egyptians typically represented Nubians as having Black features, the original Nubians had strong Mediterranean, not Negroid, affinities. Anthropologist Aleksandra Pudlo wrote that "similarities between the Nubians and the populations of Northeast Africa...and Asia...became even more distinct... probably from influx of the Caucasoids from the regions of Levant, Mesopotamia, and India... Upper Nubia shows particular similarities to the present-day Indian series... the strategic location of Nubia, promoting contacts between various populations, started to bring about effects in the form of the civilizational development... [eventually] superimposition of the Caucasoids on the Negroids took place."^[199]

FACT 91: The races even seem to have distinct and distinguishable scents;

"Negroes (presumably slaves) living in the Antilles could distinguish the smell left behind by a Frenchman from that left by Negroes, and could thus determine whether a Frenchman or Negro had passed by... The Native inhabitants of Peru... are said to distinguish the odour of Europeans from that of the Negroes and from their own, and to have a special word for each of the three smells... There seems to be general agreement that Europids [Whites] find the smell of Negrids strong and markedly different from their own... Negroes are distinguished by their 'bestial or fetid smell', which they all have to a greater or lesser degree... This scent in some of them is so excessively strong... that it continues in places where they have been near a quarter of an hour.'... A doctor named Schotte... describes the sweat of the native inhabitants [of West Africa] during the rainy season as 'remarkably fetid' and also the 'foul and nasty vapours' arising from the skin of most of them. He notes that they were continually washing themselves, and that the smell could only be due to sweat itself. The 'fedor' of the Europeans on the island was 'not to be compared to that of the Blacks'... the odour [of Blacks] is so insufferably sickening... the powerful odor of Negroes is well known, and has been described as 'ammoniacal and rancid; it is like the odour of the he-goat' "[24]

FACT 92: A medicine for heart disease named BiDil is found to be effective for Blacks but ineffective for Whites.^[200] One study on racial variation in drug metabolism for the evaluation of drug safety efficacy found that 93% of Black (Bantu) clustered separately from Whites (Norway) who had only 1% membership in the Black cluster and 96% in another cluster.^[201] Interestingly, 62% of Ethiopians had membership in the White-dominant cluster and 24% had membership in the Black-only cluster, further supporting the mixed Black-Caucasian ancestry of Ethiopians. A news release by Stanford University News Service also conceded the fact that racial/ethnic differences play a significant role in medical treatment.^[205]

FACT 93: "By 2010, whites will account for only about 9% of the world's population, compared with 17% in 1997, according to demographer Harold Hodgkinson; whites will then be the world's smallest minority."^[201] In 1959 Whites were 28% of the world population and Blacks were 9%; by 2060 Whites will be around 9-10% and Blacks will be 25%.^[202] Despite the drastically decreasing number of Whites and the rising number of Blacks, Whites in their own countries are largely being displaced and in a few decades will be minorities in all of their major living spaces. The democratic system gives political power to the majority, so Whites are essentially ceding political power to other races. Generally when one suggests that Whites deserve their own living spaces they are decried as a racist, Nazi, or bigot - but can Whites truly trust other races to look out in their own best interests? Refer back to the history of Rhodesia, South Africa, and Haiti. Not once in all of recorded history have Whites been displaced as a majority and retained any high standard of living. In essence, if Whites allow themselves to be displaced by other races they are affirming a lower standard of living for their descendants and a lower level of political power on the world stage. This does not at all seem to work in favor of White ethnic interests, although Blacks are allowed ethnic interests with organizations such as the NAACP and the Black Caucus, which do not even attempt to hide the fact that they are solely created and maintained to represent Blacks and only Black ethnic interests. It is not socially accepted for Whites to have ethnic interests, possibly because racial uniformity and mono-racial living spaces would work positively towards White ethnic interests and a higher White living standard, and that's considered "Racism" - the most evil crime in all of humanity. In other words, "Africa for Africans, Asia for Asians, White countries for everybody."

FACT 94: Blacks with higher IQs earn considerably greater incomes than

Whites with similar IQs due to a higher demand for intelligent Blacks because of affirmative action; "This means that white professionals would be paid more if they were black, another transfer of wealth from whites to blacks. The result is a shift of whites to fields where discrimination against them is more difficult, such as self-employment and consulting work. White males are also less likely to pursue professional degrees. Companies, forced to pay more for less competent employees, transfer operations overseas or farm out work to people in foreign countries."^[207] "Black college-educated females currently earn 125 percent of what white college-educated females earn."^[208] "It is shown that on average a black worker, between the ages of 25 and 64, earns an extra \$9,400 a year because of affirmative action... white workers pay an average of about \$1,900 annually to foot the bill."^[209]

FACT 95: Affirmative action is so desirable to some egalitarians that "Equality" seems to be a more important goal than the safety and security of citizens. One group of Blacks sued a fire department for not lowering their standards for Black firefighters despite doing poorly on the employment tests.^{[215][237]} There has also been outcry at the low level of Black male teachers, presumably because diversity is more important than the education of American youth.^[216] Blacks are overrepresented^[216] in Federal government departments (some of the most stable jobs due to lack of competition) by as much as 808%.^[238] It seems that substandard service is the price we must pay for true "Equality."

FACT 96: If admission into medical school was solely determined by MCAT (Medical College Admission Test) scores, only 7 Blacks would be admitted to medical school in America and there would be virtually no Black physicians.^{[229][230][231]} The odds favoring Black over White applicants is medical school is 21 to 1, for law school 18 to 1, and for undergraduate admissions 70 to 1(SAT) and 63 to 1(ACT).^[232] In fact, SAT scores over-exaggerate Black

performance, 240 SAT points must be subtracted from the Black score (verbal and math combined) to accurately predict college performance.^[234]

^[235] According to the US department of labor, male physicians have an average IQ of at least 114, which is 1.1% of Blacks and 23% of Whites, a ratio of 4.8:100. In 1970, there were 27 Black physicians for every 100 Whites and in 1980 this increased to 30. If an IQ of 114 is considered minimum for competency, 84% ($25.2/30=0.84$) were incompetent.^{[63][233]} Affirmative Action has also produced less competent black lawyers.^[236]

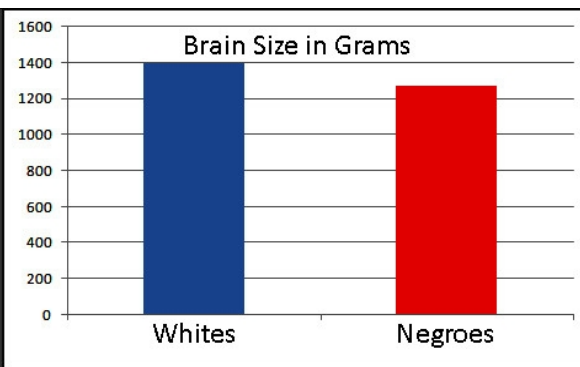
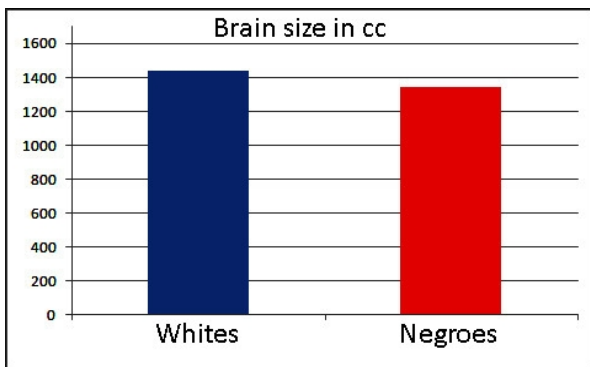
FACT 97: One rare mental disorder interestingly corresponds to lack of racial bias; "Children with Williams syndrome, a rare genetic disorder that makes them lack normal social anxiety, have no racial biases. Normally, children show clear preferences for their own ethnic group by the age of three... Children with Williams syndrome, however, were equally likely to point to the white or black child as naughty or friendly."^[219] This study is interesting because it suggests that egalitarianism can correspond to mental disorders, while racial bias (or "Racism") seems to be natural, instinctual, and biological. Personally I am puzzled as to why egalitarians insist that racial bias is unhealthy and destructive while those who naturally portray such traits have mental disorders.

FACT 98: Race is a social construction and any differences between races are superficial or caused by prejudice or racism. The major difference between Europeans and Africans is skin color and anyone that says otherwise is a racist. The only way there will ever be peace in the world is if people forget about race entirely and pretend that it doesn't exist, because race has no meaning; we are all humans and we all bleed red!^[7]

FACT 99: A favored phrase by liberals and egalitarians is that "we all bleed red." Although it is true, all humans do bleed red (along with most if not all

other mammals) there are significant differences between the blood of many Blacks and Whites. Sickle Cell is a blood type found almost exclusively in Blacks, and those with Sickle Cell are likely to have physical reactions to blood donated by non-Blacks.^[225] Along with Sickle Cell, there are multiple other rare blood types found only in Blacks^[226] such as the Duffy Antigen,^[227] U-, and Fy(a-b-).^[228]

FACT 100: Senator Theodore G. Bilbo, of Mississippi in 1947: "If our buildings, our highways, and our railroads should be wrecked, we could rebuild them. If our cities should be destroyed, out of the very ruins we could erect newer and greater ones. Even if our armed might should be crushed, we could rear sons who would redeem our power. But if the blood of our White race should become corrupted and mingled with the blood of Africa, then the present greatness of the United States of America would be destroyed and all hope for civilization would be as impossible for a Negroid America as would be redemption and restoration of the Whiteman's blood which had been mixed with that of the Negro."



- Sources:
- Vint (1934) tested 389 normal Bantu and Nilotic Kenyan brains and compared them to brain weights of Whites in published literature of the time.
 - Bischoff (1880) tested 906 White brains.
 - Matiegka (1902) tested 581 White brains.
 - Topinard (1885) tested 29 Negro brains.
 - Pakkenburg and Voight (1964) tested 724 Danes
 - Chrzanowska and Beben (1973) tested 896 Poles.
 - Beals et al (1984) assessed endocranial volume data of 122 populations.
 - Beals et al (1984) also gives sex-combined differences using CRANDAT.
 - Ricklan and Tobias (1986) reviewed Beals' data and gave a similar result.
 - Jurgens et al (1990) summarized data on head sizes of tens of 1000s of international workers. The data was compiled by the International Labor Office in Geneva.
 - Rushton (1997) used this data to estimate brain sizes using the equations of Lee and Pearson (1904).
 - Howells (1973) tested 164 European Whites of Norwegian and Hungarian descent and 135 Negroes (Zulus, Dogons, Tietas).
 - Coon (1982) calculated cranial capacities on these measurements.
 - Herskovitz (1930) tested nearly FIFTY THOUSAND Whites of six European groups and 928 Negroes of 11 tribes.
 - Rushton (1997) estimated the brain sizes using the equation of Lee and Pearson (1904).
 - Rushton and Ankney (2000) estimated these groups using "Ainu" equations. (This decreased the White average and increased the Negroid)
 - Ho et al (1980) testing 416 White and 228 Black Americans from 5 years or records at CWRU.
 - Bean (1906) tested 37 White and 51 Black Americans in an anatomical lab in Baltimore.
 - Pearl (1934) examined 24 White and 379 Negro soldiers who died during the War of Federal Tyranny.
 - Ralph Holloway at Colombian University Medical School tested 1391 Whites, 153 "Hispanics" and 615 Negroes. **NOTE: the "Hispanic" group was not included - but recieved measures of 1253 grams and 1298cc.**
 - Simmons (1942) measured endocranial capacity of 1179 Whites and 661 Negroes at Western Reserve University.
 - Rushton (1992) estimated brain sizes with l×w×h of 1590 White and 1381 Black military personnel taken by the US army in 1988.
 - Herskovits (1930) collected l×w head size data for 727 Whites and 961 Negroes in the USA. The Negroes were mostly univeristy students, elite immigrants, and higher class families. Rushton (1997) tested their brain sizes using the equations of Lee and Pearson (1904)

	White in grams	White in cc	Black in grams	Black in cc
1	1428	1479	1276	1322
2	1362	1411		
3	1450	1502		
4			1234	1278
5	1440	1492		
6	1413	1464		
7		1441		1338
8		1362		1268
9		1342		1338
10		1426		1339
11		1466		1388
12		1435		1283
13	1392	1442	1286	1332
14	1341	1389	1292	1339
15	1471	1524	1342	1390
16	1285	1331	1222	1266
17		1452		1389
18		1473		1450
19		1454		1422
avg	1398	1438	1275	1343

This study is very important because it shows better off Negroes being tested compared to average Whites. This study is, however, flawed because of this.
"60.0% of Herskovits' "Blacks" were judged to be fully or predominantly Black, while 40.0% were half or predominantly White." (Parascandola LJ 2005)
Herskovits estimated the Harlem subjects were about 37% White, the Harlem subjects selected by Hurston were 47% White, and the Howard University students were 31% White.

Bureau of Justice Statistics - Table 42

Produced by: Cathy Maston		Authors: Patsy Klaus and Cathy Maston		Questions: askbjs@usdoj.gov // 202-307-0765				Data of version: 8/29/2008		
Percent distribution of single-offender victimizations, based on race of victims, by type of crime and perceived race of offender.		Percent of single-offender victimizations						Data Source: National Criminal Victimization Survey, 2006 NCJ 223436		
Type of crime and race of victim	Single-offender victimizations	Total	Perceived race of offender				Black on White	White on Black	Greater offense	
			White	Black	Other	Not known/available				
Crimes of violence										
White only	3,699,360	100 %	69.3 %	13 %	9.7 %	8 %	480917	82786	Black on White	
Black only	719,880	100 %	11.5	74.8	7.1	6.6				
> Completed violence										
White only	1,057,920	100 %	65.2	19.2	9.8	5.8	203121	28497	Black on White	
Black only	299,970	100 %	9.5 *	80.1	6.5 *	3.9 *				
> Attempted/threatened violence										
White only	2,641,450	100 %	70.9	10.5	9.7	8.9	277352	54170	Black on White	
Black only	419,920	100 %	12.9	71	7.4 *	8.6 *				
> Rape/Sexual assault**										
White only	194,270	100 %	50.6	16.7 *	15.5 *	17.2 *	32443	0	Black on White	
Black only	17,920 *	100 %*	0 *	43 *	32.3 *	24.7 *				
Robbery										
White only	280,030	100 %	46.2	32	15.2	6.6 *	89610	4006	Black on White	
Black only	60,700	100 %	6.6 *	66.6	9.9 *	16.9 *				
>> Completed/property taken										
White only	160,580	100 %	41.9	35.9	16.8 *	5.5 *	57648	0	Black on White	
Black only	44,520	100 %	0 *	70.3 *	13.5 *	16.2 *				
>> With injury										
White only	57,680	100 %	29.1 *	41.5 *	21.7 *	7.7 *	23937	0	Black on White	
Black only	13,290 *	100 %*	0 *	100 *	0 *	0 *				
>> Without injury										
White only	102,900	100 %	49	32.7 *	14 *	4.3 *	33648	0	Black on White	
Black only	31,230 *	100 %*	0 *	57.6 *	19.2 *	23.2 *				
> Attempted to take property										
White only	119,450	100 %	52	26.7 *	13.1 *	8.1 *	31893	4026	Black on White	
Black only	16,170 *	100 %*	24.9 *	56.5 *	0 *	18.6 *				
>> With injury										
White only	26,010 *	100 %*	53.4 *	46.6 *	0 *	0 *	12121	4030	Black on White	
Black only	10,050 *	100 %*	40.1 *	29.9 *	0 *	29.9 *				
>> Without injury										
White only	93,440	100 %	51.6	21.2 *	16.8 *	10.4 *	19809	0	Black on White	
Black only	6,120 *	100 %*	0 *	100 *	0 *	0 *				
> Assault										
White only	3,225,070	100 %	72.4	11.1	8.9	7.6	357983	78876	Black on White	
Black only	641,270	100 %	12.3	76.5	6.1	5.2 *				
>> Aggravated										
White only	708,070	100 %	73.5	8.8	10.7	6.9	62310	30884	Black on White	
Black only	232,210	100 %	13.3 *	72	7.7 *	7 *				
>> Simple										
White only	2,517,000	100 %	72.1	11.8	8.3	7.7	297006	47860	Black on White	
Black only	409,060	100 %	11.7	79	5.2 *	4.1 *				
* Based off of 10 or fewer cases		** Includes verbal threats of rape and threats of sexual assault.					Note: Estimations of 0 have 10 or fewer cases			
*** Excludes data on persons of "Other" races and persons indicating two or more races.						Detail may not add to total shown because of rounding.				

10. Sources

NOTE: The links are not necessarily directly to the information, but each link has all of the information required to find the full text (author, date, title, etc) - for example, some links are simply to a google books or amazon page with only the information about the book; in this case, the full text is not available online, but you can use this information to find the full source if you desire

1. <http://books.google.com/books/about/Race.html?id=rDGBAAAAMAAJ>
2. <http://www.genetics.org/content/105/3/767.abstract>
3. <http://www.sciencedirect.com/science/article/pii/S0018442X04700335>
4. <http://tinyurl.com/6webfo8>
5. <http://tinyurl.com/6tlcv83>
6. <http://www.pnas.org/content/100/11/6593.abstract>
7. <http://mbe.oxfordjournals.org/content/19/8/1359.full>
8. <http://www.sciencedirect.com/science/article/pii/S0018442X04700335>
9. <http://tinyurl.com/7gwcwjo>
10. <http://www.ncbi.nlm.nih.gov/pubmed/11773246>
11. <http://www.pnas.org/content/94/9/4516.abstract>
12. http://books.google.com/books/about/The_Domestic_Dog.html?id=l8HU_3ycrrEC
13. <http://tinyurl.com/72opu45>
14. http://wiki.majorityrights.com/_media/race/yang.pdf
15. http://wiki.majorityrights.com/_media/race/risch.pdf
16. <http://www.ncbi.nlm.nih.gov/pubmed/14533184>
17. <http://tinyurl.com/84alsrv>
18. <http://www.ncbi.nlm.nih.gov/pmc/articles/PMC1448064/>
19. <http://www.nature.com/scitable/topicpage/haldane-s-rule-the-heterogametic-sex-1144>
20. <http://www.jstor.org/pss/1537084>
21. <http://genomebiology.com/content/10/12/r141>
22. <http://tinyurl.com/6tr9e6t>
23. <http://www.ncbi.nlm.nih.gov/pubmed/16282974>
24. <http://www.amazon.com/Race-John-R-Baker/dp/0936396040>

25. <http://www.jstor.org/stable/4145377>
26. <http://tinyurl.com/6nhhy4k>
27. <http://www.sciencemag.org/content/319/5864/813.abstract>
28. http://www.faceresearch.org/feedback/average_sym
29. <http://beheco.oxfordjournals.org/content/15/5/864.abstract>
30. <http://www.nature.com/hdy/journal/v83/n2/full/6885550a.html>
31. <http://www.utoronto.ca/ethnicstudies/Putnam.pdf>
32. <http://erectuswalksamongst.us/Chap9.html>
33. <http://archive.org/stream/onnegrosplacein00londgoog#page/n12/mode/2up>
34. <http://oregonstate.edu/instruct/anth/smith/TimeMach1984.pdf>
35. <http://onlinelibrary.wiley.com/doi/10.1525/aa.1956.58.5.02a00330/pdf>
36. http://95.211.45.61/hanihara_flatness.pdf
37. <http://www.ncbi.nlm.nih.gov/pubmed/15251910>
38. <http://www.udel.edu/educ/gottfredson/reprints/1998generalintelligencefactor.pdf>
39. http://www.lrainc.com/swtaboo/taboo/wsj_main.html
40. <http://books.google.com/books?id=s4CKqxi6yWIC>
41. http://www.goodreads.com/book/show/1701353.Terman_s_Kids
42. <http://doi.apa.org/journals/bul/96/1/72.pdf>
43. <http://www.udel.edu/educ/gottfredson/reprints/1997whygmatters.pdf>
44. <http://tinyurl.com/6ooam92>
45. <http://tinyurl.com/7thfg3a>
46. <http://web.archive.org/web/20071014082607/> <http://www.ices-gmu.org/pdf/materials/443.pdf>
47. <http://anepigone.blogspot.com/2007/08/iq-and-livability-greater-intelligence.html>
48. <http://www.ncbi.nlm.nih.gov/pubmed/17032488>
49. <http://ije.oxfordjournals.org/content/35/3/665.abstract>
50. <http://www.udel.edu/educ/gottfredson/reprints/2004currentdirections.pdf>
51. <http://tinyurl.com/866cmpz>
52. <http://sites.google.com/site/philoclubksu/club-info/topics/oct25thethicaleugenics/Rushton-Jensen30years.pdf>
53. <http://psycnet.apa.org/?fa=main.doiLanding&uid=1992-34580-001>
54. <http://psycnet.apa.org/journals/law/11/3/406/>
55. <http://www.velesova-sloboda.org/antrop/lynn-race-differences-in-intelligence.html>
56. <http://psycnet.apa.org/index.cfm?fa=buy.optionToBuy&id=1974-24027-001>
57. <http://onlinelibrary.wiley.com/doi/10.1111/j.2044-8341.1936.tb00690.x/abstract>

58. http://books.google.com/books/about/A_question_of_intelligence.html?id=5ggRAQAAlAAJ
59. <http://www.udel.edu/educ/gottfredson/reprints/1996reviewRushton.pdf>
60. <http://charlesdarwinresearch.org/Intell03Ravens.pdf>
61. <http://charlesdarwinresearch.org/Intell00Ravens.pdf>
62. <http://www.charlesdarwinresearch.org/2006%20PSnew.pdf>
63. <http://www.amazon.com/Why-Race-Matters-Michael-Levin/dp/0965638359>
64. <http://menghusblog.files.wordpress.com/2012/06/understanding-human-history.pdf>
65. <http://tinyurl.com/6r5ksuq>
66. <http://tinyurl.com/777d3tc>
67. <http://www.sciencedaily.com/releases/2007/04/070420104723.htm>
68. <http://birdaz.com/blog/2011/02/24/mallards-the-weird-and-the-wonderful/>
69. [http://web.archive.org/web/20100722165055/
http://www.allacademic.com/meta/p_mla_apa_research_citation/1/0/9/5/7/p109576_index.html](http://web.archive.org/web/20100722165055/http://www.allacademic.com/meta/p_mla_apa_research_citation/1/0/9/5/7/p109576_index.html)
70. <http://tinyurl.com/ygneat8>
71. <http://www.asc.upenn.edu/usr/ogandy/C45405%20resources/Sackett%20et%20al%20stereotype%20threat.pdf>
72. http://www.charlesdarwinresearch.org/Race_Evolution_Behavior.pdf
73. <http://www.amazon.com/Factor-Science-Evolution-Behavior-Intelligence/dp/0275961036>
74. <http://www.lagriffedulion.f2s.com/retard.htm>
75. <http://hmg.oxfordjournals.org/content/13/5/489.abstract>
76. <http://www.pnas.org/content/104/26/10944>
77. <http://www.sciencemag.org/content/309/5741/1720.abstract>
78. <http://hmg.oxfordjournals.org/content/13/11/1131.short>
79. <http://www.sciencemag.org/content/309/5741/1717.abstract>
80. <http://www.v-weiss.de/maigenes-full.html>
81. <http://www.pnas.org/content/102/47/17053>
82. <http://www.behavioralandbrainfunctions.com/content/3/1/19>
83. <http://www.halfsigma.com/2007/11/dtnbp1-gene-and.html>
84. <http://i.imgur.com/UHKYt.jpg> <http://i3.lulzimg.com/593c35d2c0.jpg>
85. <http://www.jstor.org/stable/10.2307/108042>
86. http://deepblue.lib.umich.edu/bitstream/2027.42/49594/1/1000050402_ftp.pdf
87. http://books.google.com/books/about/External_morphology_of_the_primate_brain.html?id=b3MKAAAAMAAJ
88. <http://archive.org/stream/cu31924012442954#page/n7/mode/2up>
89. <http://www.ncbi.nlm.nih.gov/pmc/articles/PMC1248982/>

90. <http://onlinelibrary.wiley.com/doi/10.1002/cne.900250302/abstract>
91. http://archive.org/stream/WhichWayWesternMan/Which_Way_Western_Man#page/n0/mode/2up
92. <http://biology.about.com/od/anatomy/p/Frontal-Lobes.htm>
93. <http://www.sciencedaily.com/releases/2007/06/070612074944.htm>
94. <http://archives.drugabuse.gov/newsroom/06/NR1-20.html>
95. <http://www.sciencedaily.com/releases/2005/03/050309144253.htm>
96. <http://www.ncbi.nlm.nih.gov/pmc/articles/PMC1180686/>
97. <http://www.isironline.org/meeting/pdfs/old/program2005.pdf>
98. <http://www.ncbi.nlm.nih.gov/pubmed/11818967>
99. http://www.imaginggenetics.org/PDFs/Thompson_Nature_Neuro2001_genetics.pdf
100. http://www.carlzimmer.com/articles/index.php?subaction=showfull&id=1221839513&archive=&start_from=&ucat=11&
101. http://www.arielinvestments.com/LibraryFiles/blk_investor_pdfs/2007%20Black%20Investor%20Survey%20Press%20Release.pdf
102. http://archive.org/stream/Now-menAndTomorrow-menWhyWeAreNotEqual/NowMenandTomorrowMen_by_GM_Mes#page/n0/mode/2up
103. <http://psycnet.apa.org/psycinfo/1962-04824-001>
104. <http://www.amazon.com/The-Illustrated-History-Early-Man/dp/0831717548>
105. <http://www.lagriffedulion.f2s.com/fuzzy.htm>
106. <http://www.cdc.gov/nchs/data/ad/ad384.pdf>
107. <http://www.avert.org/usa-race-age.htm>
108. http://www.cdc.gov/nchs/data/nvsr/nvsr60/nvsr60_01.pdf
109. <http://www.cdc.gov/std/stats07/trends.pdf>
110. http://www.sscnet.ucla.edu/comm/haselton/papers/downloads/Gonzaga_Haselton_et_al_2008_EHB.pdf
111. <http://www.ncbi.nlm.nih.gov/pmc/articles/PMC1762360/>
112. http://www.ediplomat.com/np/post_reports/pr_cv.htm
113. <http://www.sciencemag.org/content/311/5765/1301.abstract>
114. [http://www.google.com/search?q="white+altruism"+site:stormfront.org](http://www.google.com/search?q=) <http://www.youtube.com/watch?v=Zrw9vwrAfPE&feature=plcp>
115. <http://www.nature.com/ejhg/journal/v16/n12/abs/ejhg2008105a.html>
116. <http://www.ncbi.nlm.nih.gov/pubmed/17696996>
117. <http://journal.nzma.org.nz/journal/120-1250/2441/>
118. <http://www.ncbi.nlm.nih.gov/pubmed/16896926>
119. <http://tinyurl.com/8a3s2et>

120. <http://www.colorofcrime.com/colorofcrime2005.pdf>
121. <http://ronmull.tripod.com/racism.html>
122. <http://www.city-journal.org/2010/eon0514hm.html>
123. <http://i.imgur.com/XlZcs.jpg> <http://i3.lulzimg.com/461b80c120.jpg>
124. <http://www.news.cornell.edu/stories/May10/AttractivenessStudy.html>
125. <http://tinyurl.com/82koebz>
126. <http://bjs.ojp.usdoj.gov/content/pub/pdf/aic.pdf>
127. <http://donsnotes.com/reference/deaths.html>
128. <http://www.ncbi.nlm.nih.gov/pubmed/1151600>
129. <http://books.google.com/books?id=Wyk09irh2acC>
130. <http://web.archive.org/web/20080709035141/> <http://www.douglasreed.co.uk/siege.html>
131. <http://in.reuters.com/article/2008/02/12/idINIndia-31908520080212>
132. <http://www.snopes.com/katrina/photos/looters.asp>
133. <http://www.vdare.com/francis/riot.htm>
134. http://books.google.com/books/about/A_Study_of_History.html?id=aRmTMxO61m4C
135. <http://www.amazon.com/Origin-Race-Civilization-Charles-Weisman/dp/192920504X>
136. http://www.jrbooksonline.com/HTML-docs/race_and_reality_03.htm
137. <http://www.cqpress.com/pages/153>
138. <http://www.news24.com/SouthAfrica/News/SA-rape-capital-of-the-world-20051122>
139. <http://www.genocidewatch.org/southafrica.html>
140. <http://web.archive.org/web/20101212080543/> <http://africancrisis.co.za/Article.php?ID=38357&>
141. <http://www.guardian.co.uk/world/2007/jan/03/zimbabwe>
142. <http://telegraph.co.uk/news/worldnews/1559274/Zimbabwe%27s-hospital-system-%27beyond-help%27.html>
143. http://www.zimbabwesituation.com/mar18c_2007.html#Z8
144. <http://www.pih.org/pages/liberia/>
145. <http://www.theweek.co.uk/tv-radio/big-brother/28073/big-brother%E2%80%99s-south-african-rape-horror-show>
146. <http://www.wnd.com/2006/12/39301/>
147. <http://www.jewishworldreview.com/cols/williams010902.asp>
148. <http://www.theatlantic.com/magazine/archive/1994/02/the-coming-anarchy/4670/>
149. <http://www.unz.org/Pub/MankindQuarterly-1967oct-00080>
150. http://books.google.com/books/about/Asimov_s_chronology_of_science_and_disco.html?id=qnQ6AAAAMAAJ
151. <http://tightrope.cc/Black-Invention-Myths.htm>

152. <http://www.martinlutherking.org/thebeast.html>
153. http://www.ihr.org/jhr/v10/v10p-91_Grubach.html
154. http://www.calstatela.edu/centers/ckaks/census/7803_table10.pdf
155. <http://www.census.gov/prod/2010pubs/p60-238.pdf>
156. <http://www.acf.hhs.gov/programs/ofa/character/FY99/analysis.htm>
157. <http://www.huduser.org/portal/datasets/assthsg/picqwik.html>
158. <http://www.ncbi.nlm.nih.gov/pmc/articles/PMC1801145/?page=7>
159. <http://www.ncbi.nlm.nih.gov/pubmed/451603>
160. <http://www.ncbi.nlm.nih.gov/pubmed/1060807>
161. <http://aob.oxfordjournals.org/content/74/2/111.full.pdf>
162. <http://books.google.com/books?id=g2N2AAAAMAAJ&pg=PA105&ots=LEDwqJmLE1&pg=PA105#v=onepage&q&f=false>
163. <http://bluecentric.com/?p=31380>
164. <http://web.archive.org/web/20080922183443/http://www.showbizspy.com/2007/12/18/rihanna-says-she-was-bullied-at-school-for-being-white/>
165. http://www.nytimes.com/2010/04/08/opinion/08kristof.html?_r=1&ref=opinion
166. http://www.eurekalert.org/pub_releases/2010-04/nu-rae042610.php
167. <http://dx.doi.org/10.1016/j.neuroimage.2010.03.025>
168. <http://www.cell.com/current-biology/retrieve/pii/S0960982210005154>
169. http://www.world-science.net/exclusives/060212_racefrm2.htm
170. <http://tinyurl.com/dx697ud>
171. http://www.eurekalert.org/pub_releases/2008-08/uoc--baa081108.php
172. <http://www.sscnet.ucla.edu/anthro/faculty/fessler/pubs/NavarreteDiseaseEHB2006.pdf>
173. <http://rspb.royalsocietypublishing.org/content/275/1640/1279.full.pdf>
174. http://lesleyduncan.ca/wp-content/uploads/2009/11/Faulkner-Schaller-Park-Duncan_2004.pdf
175. http://www.earlyamerica.com/review/2007_summer_fall/native-americans-smallpox.html
176. <http://mbe.oxfordjournals.org/content/14/7/707.full.pdf>
177. http://www.eebweb.arizona.edu/Courses/Ecol406R_506R/Garcia-Moreno1996-Wolf.pdf
178. <http://www.psyc.nott.ac.uk/research/vision/jwp/papers/pentonvoak1999.pdf>
179. <http://www.goodrumj.com/Edwards.pdf>
180. <http://www.economics.harvard.edu/faculty/fryer/files/MR%20KIDS%207.1.08.pdf>
181. <http://majorityrights.com/images/uploads/spanish.indian.pdf>
182. http://www.pulmonomics.com/JournalArticles/NatureGenetics2004_Parra.pdf

183. <http://www.ncbi.nlm.nih.gov/pmc/articles/PMC2906346/>
184. <http://www.jstor.org/stable/10.2307/27503798>
185. <http://medicine.yale.edu/labs/kidd/436.pdf>
186. http://www.youtube.com/watch?feature=player_embedded&v=v2ZfIKtDoWo
187. <http://www.conspiracypenpal.com/columns/mlk.htm>
188. <http://www.ncbi.nlm.nih.gov/pmc/articles/PMC1689361/>
189. http://library.uwb.edu/guides/usimmigration/1790_naturalization_act.html
190. <http://www.barefootsworld.net/14uncon.html>
191. http://www.constitution.org/mil/mil_act_1792.htm
192. <http://tinyurl.com/8ax7gyn>
193. <http://press-pubs.uchicago.edu/founders/documents/v1ch15s28.html>
194. http://www.mrlincolnanandfreedom.org/content_inside.asp?ID=34&subjectID=3
195. <http://www.loc.gov/exhibits/african/afam002.html>
196. <http://www.ncbi.nlm.nih.gov/pubmed/12943164>
197. <http://www.theapricity.com/snpa/chapter-XI8.htm>
198. http://books.google.com/books/about/Who_s_Who_in_Skulls.html?id=cEMaAQAAIAAJ
199. <http://www.staff.amu.edu.pl/~anthro/pdf/paar/vol062/07pudlo.pdf>
200. <http://www.nature.com/nm/journal/v14/n5/abs/nm1750.html>
201. http://www.vdare.com/rubenstein/060829_nd.htm
202. <http://www.englisc-gateway.com/bbs/files/download/17-white-polulation-decrease/>
203. <http://www.unz.org/Pub/MankindQuarterly-1967jan-00131>
204. <http://www.unz.org/Pub/MankindQuarterly-1967apr-00233>
205. <http://news.stanford.edu/pr/91/911004Arc1132.html>
206. <http://www.ssc.uwo.ca/psychology/faculty/rushtonpdfs/2006%20PSnew.pdf>
207. <http://www.sciencedirect.com/science/article/pii/S0160289600000428>
208. <http://www.cato.org/pubs/regulation/regv18n3/reg18n3-currents.html>
209. <http://www.lagriffedulion.f2s.com/robinhood.htm>
210. <http://news.bbc.co.uk/2/hi/8298787.stm>
211. <http://www.lewrockwell.com/orig/epstein9.html>
212. http://www.usatoday.com/news/world/2008-04-30-watchlist_N.htm
213. <http://www.youtube.com/watch?v=yC8qQE4Y2Js> <http://www.youtube.com/watch?v=v4gv7isyXML>
http://www.youtube.com/watch?v=IRuxy_4T4CI
214. <http://www.nber.org/papers/w11384>

215. <http://www.chron.com/news/houston-texas/article/7-black-Houston-firefighters-sue-say-city-exam-1594400.php>
216. http://americanthinker.com/2012/03/a_black_male_teacher_for_every_student.html#ixzz1pTODVzfd
217. <http://guardian.co.uk/technology/2011/jan/30/bright-ideas-oxytocin-hormone-racism>
218. <http://www.pnas.org/content/early/2011/01/06/1015316108>
219. <http://www.livescience.com/8189-individuals-rare-disorder-racial-biases.html>
220. <http://www.cdnresearch.net/pubs/private/racebias.pdf>
221. <http://paa2008.princeton.edu/download.aspx?submissionId=80046>
222. http://hdr.undp.org/en/media/HDR_2011_EN_Complete.pdf
223. <http://www.cia.gov/library/publications/the-world-factbook/geos/bb.html>
224. <http://www.cia.gov/library/publications/the-world-factbook/geos/bf.html>
225. http://arcblood.redcross.org/new_site/blood_type_information.htm
226. <http://www.bloodbook.com/african.html>
227. <http://www.ncbi.nlm.nih.gov/pubmed/10439320>
228. <http://www.redcrossblood.org/learn-about-blood/blood-and-diversity>
229. <http://www.jstor.org/discover/10.2307/2963200?uid=3739600&uid=2&uid=4&uid=3739256&sid=21100919342721>
230. <http://www.ncbi.nlm.nih.gov/pubmed/7710487>
231. <http://www.lagriffedulion.f2s.com/prop209.htm>
232. <http://tinyurl.com/6lzqo7r>
233. <http://www.jstor.org/stable/10.2307/20182140>
234. http://www.lrainc.com/swtaboo/stalkers/em_bayes.html
235. http://books.google.com/books/about/Choosing_elites.html?id=IXTuAAAAMAAJ
236. <http://tinyurl.com/6tm94bg>
237. <http://www.amren.com/ar/1998/09/index.html>
238. http://www.adversity.net/fed_stats/OPM2007/default.htm